

# FACTS

## Fish Harvesting



### Industry Highlights

The Fish Harvesting Industry captures the inshore and offshore harvesting of sea species, including aquaculture.

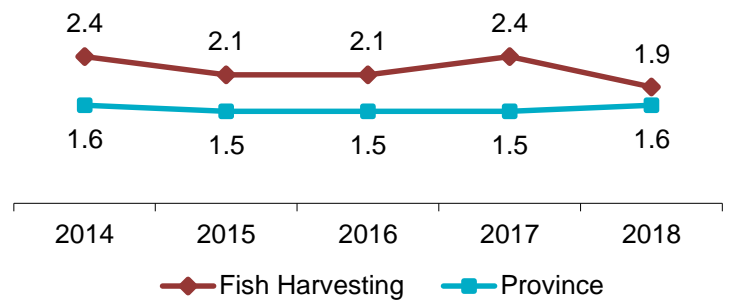
Between 2014 and 2018, annual average employment\* increased by 12.9%, from 3,100 to 3,500 in the industry.



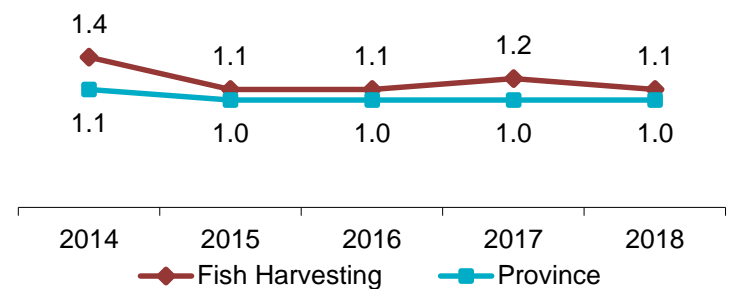
\*Source: Statistics Canada

## Industry Facts 2018

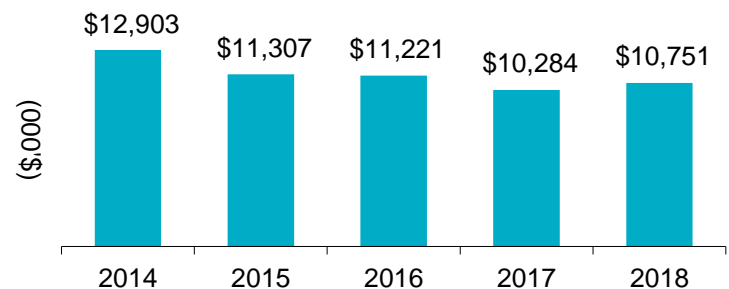
Lost-time Incidence Rate/100 Employees



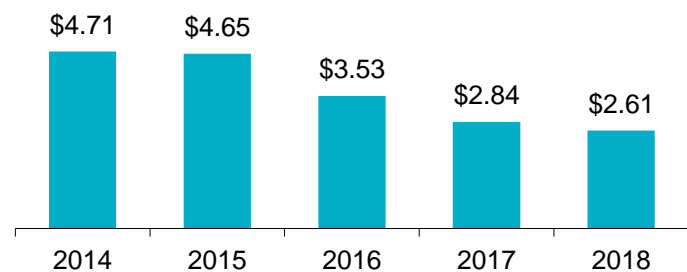
Soft Tissue Incidence Rate/100 Employees



Total Claim Payments



Average Assessment Rate



For more information

Contact WorkplaceNL at: 709.778.1552 or 1.800.563.9000  
w workplace.nl.ca

**WorkplaceNL**

Health | Safety | Compensation

# FACTS

## Fish Harvesting Industry Highlights

continued

### Fish Harvesting

### Province

	2014	2015	2016	2017	2018	2014	2015	2016	2017	2018
Lost-time	73	71	64	71	66	3,793	3,640	3,601	3,386	3,522
Health Care Only	23	24	33	39	34	1,563	1,443	1,621	1,561	1,697
Fatalities	2	2	1	1	0	29	24	13	25	36
Paid Weeks (000's)	20.8	19.3	17.9	17.1	16.1	260.1	254.3	247.4	243.5	244.3

### Lost-time claims by top 5 type of accidents, 2014-2018

Type of Accident	% Total Lost-time Claims
Fall on ship, boat	24%
Overexertion in lifting	10%
Overexertion in pulling or pushing objects	8%
Caught in/compressed by equipment/objects	6%
Fall to floor, walkway or other surface	5%

### Lost-time claims by top 5 nature of injuries, 2014-2018

Nature of Injury	% Total Lost-time Claims
Sprains, strains, tears	29%
Fractures	13%
Back pain, hurt back	6%
Cuts, lacerations	5%
Bruises, contusions	4%

### Lost-time claims by top 5 parts of body injured, 2014-2018

Body Part	% Total Lost-time Claims
Multiple body parts	19%
Lumbo-sacral region	11%
Shoulder, clavicle, scapula, trapezius	8%
Lumbar region	6%
Knee(s)	6%

### Lost-time claims by top 5 occupations, 2014-2018

Occupations	% Total Lost-time Claims
Fishing vessel skippers/fishers	35%
Fishing vessel deckhands	22%
Aquaculture & marine harvest labourer	18%
Labourers fish processing	6%
Fishing masters & officers	3%

e [safety@workplacenl.ca](mailto:safety@workplacenl.ca)

### For more information

Contact WorkplaceNL at: 709.778.1552 or 1.800.563.9000  
w [workplacenl.ca](http://workplacenl.ca)

# WorkplaceNL

Health | Safety | Compensation